

### LOL-PAT-1330

Model No	LOL-PAT-1330
Application	Path or Step
Name	240V Circular or Square Step
Description	Robust and highly efficient, the LOL-PAT-1330 provides high performance in either a round or square shape.
Power Input	240V
Lamp details	LED Module
Power Usage	4.2W
Beam Angles	60
Colour Temperature	3000k
Lumen	134 lm
CRI	90+
Dimming System	
IP	IP65
Finish	Black Powdercoat Aluminium
Mounting	Surface mount
Dimensions	Type 1: 100Ø x 35D, Type 2: 100H x 100W x 35D
Product Notes	No dimming

#### General Notes

Please contact Light on Landscape to confirm the availability and current specifications of this luminaire.

#### Installation



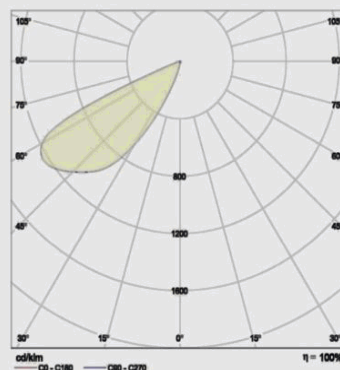
Light on Landscape strongly recommend that all luminaires be correctly installed and maintained. Failure to do so will result in the voiding of the manufacturer's warranty and the reduced efficiency, performance and life of the fixture. To eliminate voltage drop, we advise that the recommended UV stabilized cable and run lengths are used, along with soldered joins, heat shrink connectors and quality lamps.




Type 1



Type 2



Type 1



Type 2